



JOB NAME:	CONTRACTOR:
JOB LOCATION:	APPROVAL:
ENGINEER:	CONTRACTOR P.O.:
APPROVAL:	REPRESENTATIVE:

8E761030-00*

761030 2-WAY STAINLESS STEEL, ANSI 300 FLANGED, SPLIT BODY STYLE, FULL PORT BALL VALVE WITH VALBIA ELECTRIC ACTUATOR AND BRACKET

SIZES 1/2" TO 4"

*001 12V AC/DC	*002 24V AC/DC	*003 100-240V AC
01 BATTERY BACKUP	*02* POSITIONER	*04* BATTERY BACKUP W POSITIONER

SPECIFICATIONS

The 8E761030 series electric actuator assembled package features the 761030 series Class 300, full port, stainless steel split body, ISO 5211 pad, double D stem, flanged ball valve. This valve is designed to ANSI 16.5, ANSI 16.10, and ANSI 16.34. It is also certified to API 607, 4th edition, API 6FA, and meets NACE MR 0175 and NACE MR 0103.

The Valbia VB series actuator housing is made from a high impact resistant techno polymer, and standardly features dual motors, two extra limit switches, a heater & thermostat, a torque limiter, dual ISO patterns, female star drive, position in-dicator, PG11 connections, and a 75% duty cycle motor. The actuator is also NEMA 4,4X rated. Op-tions include positioning boards, battery backups, or a combination of the two.

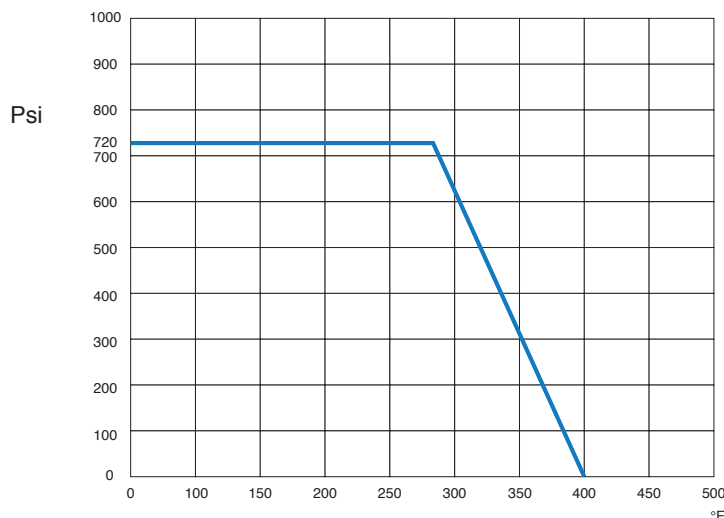
ACTUATOR FEATURES

- NEMA 4, 4X IP67 Housing
- 12V/24V AC/DC and 100-240V AC Models Available
- ISO 5211 dual patterns
- VB015 -12/24V AC - 50% Duty Cycle
- VB030-VB110 - 12/24V DC and 100-240V AC - 75% Duty Cycle
- High-Strength, Impact Resistant IP67 Technopolymer Housing
- Heater & Thermostat
- Torque Limiter
- Temperature Range -4°F to 131°F
- PG11 Electrical Connection/Optional 1/2" Conduit

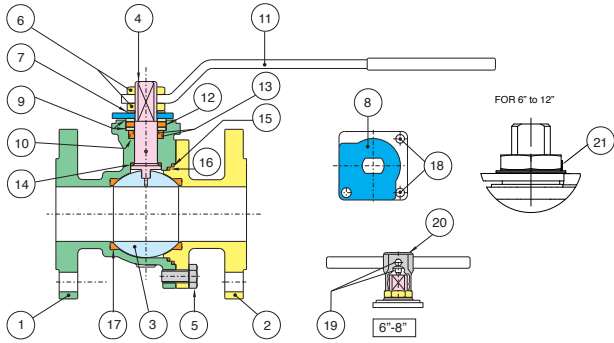
VALVE FEATURES

- Stainless Steel, ANSI class 300 flanged
- Full port, sizes 1/2" to 4"
- Temperature range -4°F to 400°F
- Blow-out proof stem, adjustable stem packing
- P.T.F.E. seats, packing and thrust washer
- 100% tested
- PED 97/23/CE
- ANSI B16.5, B16.10, B16.34 design
- Fire Safe API 6FA-API 607 4th edition
- Antistatic Device
- ISO 5211 mounting pad with double "D" stem

PRESSURE - TEMPERATURE CHART FOR SERIES 761030



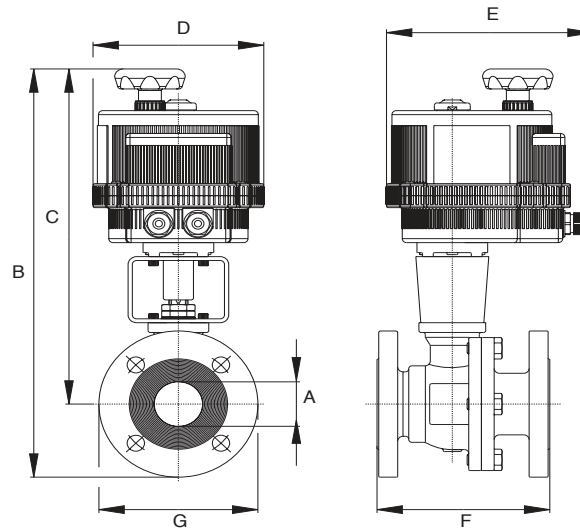
BILL OF MATERIALS FOR 761030



N POS	PART NAME	MATERIAL	N PCS
1	BODY	CF8M	1
2	END CONNECTION	CF8M	1
3	BALL	A479-316/A351 CF8M	1
4	STEM	A479-316	1
5	SCREW	STAINLESS STEEL	4-8-12
6	NUT	STAINLESS STEEL	1-2
7	SPRING WASHER	STAINLESS STEEL	2
8	TRAVEL STOP	STAINLESS STEEL	1
9	PACKING GLAND	STAINLESS STEEL	2
10	STEM SEAL	P.T.F.E.	1
11	HANDLE	STAINLESS STEEL	1

N POS	PART NAME	MATERIAL	N PCS
12	STEM SEAL	GRAPHOIL	1
13	O-RING	FKM (Viton®)	2
14	THRUST WASHER	P.T.F.E.	1
15	SEAL	P.T.F.E.	1
16	SEAL	P.T.F.E.	1
17	BALL SEATS	R.P.T.F.E.	2
18	SCREW	STAINLESS STEEL	2
19	SCREW	STAINLESS STEEL	2
20	BODY HANDLE	CAST IRON	1
21	UNSCREWING GROWER	A182-F316	1

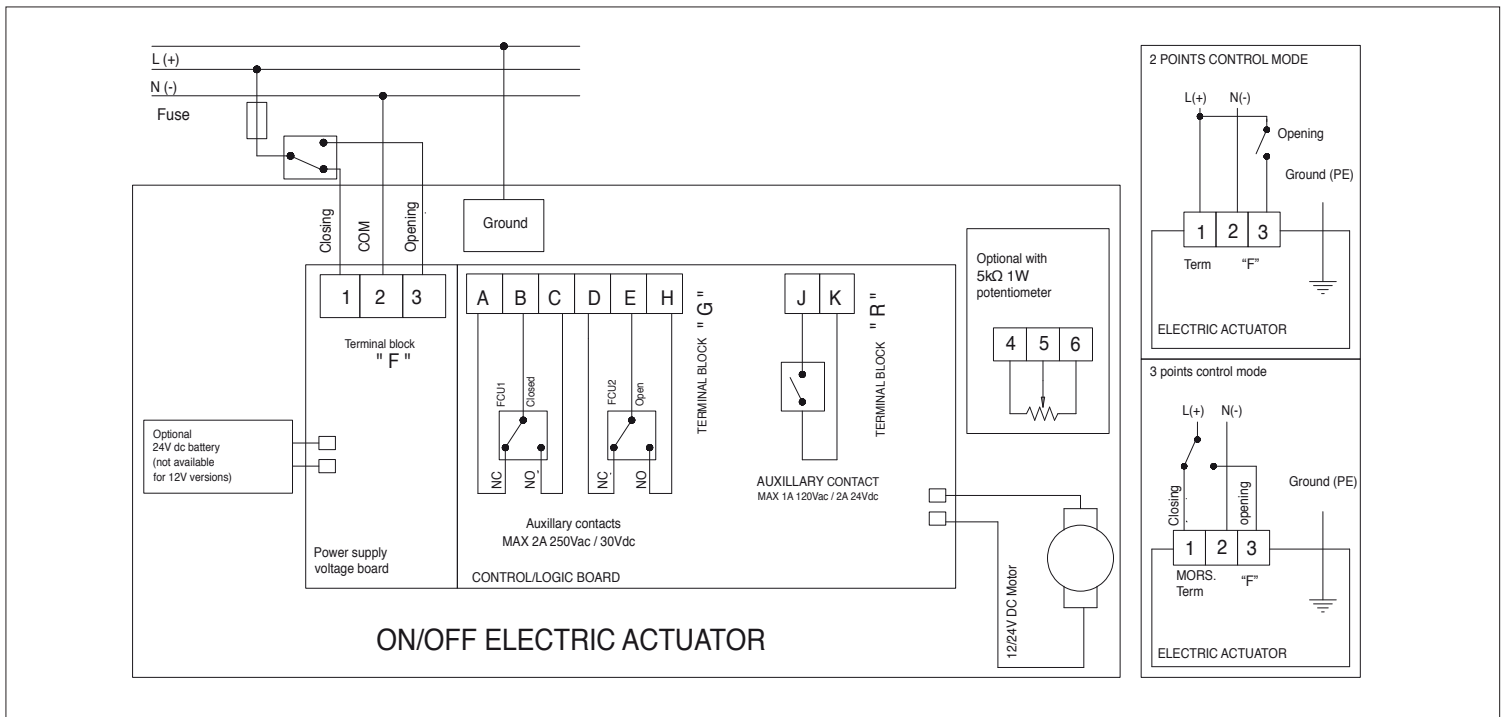
DIMENSIONS



Size	1/2"	3/4"	1"	1-1/2"	2"	3"	4"
A	.500	.750	.980	1.50	1.97	3.00	3.94
B	10.6	10.9	13.8	16.8	17.0	20.3	21.6
C	8.85	8.93	11.0	13.8	14.1	16.5	17.1
D	4.84	4.84	6.18	7.28	7.28	8.31	8.31
E	7.48	7.48	7.48	8.43	8.43	9.33	9.33
F	5.51	5.98	6.50	7.48	8.50	11.14	12.01
G	3.50	3.88	4.25	5.00	6.00	7.50	9.00
Act.	VB030	VB030	VB030	VB060	VB060	VB190	VB270

ON/OFF WIRING DIAGRAM - VB030 -VB190

12V AC/DC, 24V AC/DC & 100-240VAC



POSITIONER WIRING DIAGRAM - VB030 -VB190

12V AC/DC, 24V AC/DC & 100-240VAC

