



JOB NAME:	CONTRACTOR:
JOB LOCATION:	APPROVAL:
ENGINEER:	CONTRACTOR P.O.:
APPROVAL:	REPRESENTATIVE:

## M8E720370-00 \*

**720370 2-WAY STAINLESS STEEL, ANSI 150 FLANGED, FIRE -SAFE, WAFER STYLE, FULL PORT BALL VALVE WITH METAL VALBIA ELECTRIC ACTUATOR AND BRACKET**

**SIZES 1/2" TO 6"**

*001 12V AC/DC	*002 24V AC/DC	*003 100-240V AC
*01* BATTERY BACKUP	*02* POSITIONER	*04* BATTERY BACKUP W POSITIONER

### SPECIFICATIONS

The Bonomi M8E076 series electric package features the 720016-stainless steel, fire-safe design, short pattern, wafer full port, ANSI 150 flanged ball valve, in sizes 1/2"-6".

This space saving valve also meets ANSI 16.34, ANSI 16.5, NACE MR 0175/ISO 15156 and NACE MR 0103. It has Carbon-filled PTFE seats, graphoil stem packing, and anti-static grounded ball and stem.

The Valbia VBM series metal actuator housing is made from die cast aluminum, and standardly features dual motors, two extra limit switches, a heater and thermostat, a torque limiter, dual ISO patterns, female star drive, a high-profile dome indicator, 1/2" conduit connections, and a 75% duty cycle motor. The actuator is NEMA 4 rated, and options include positioning boards, battery backups, or a combination of the two.

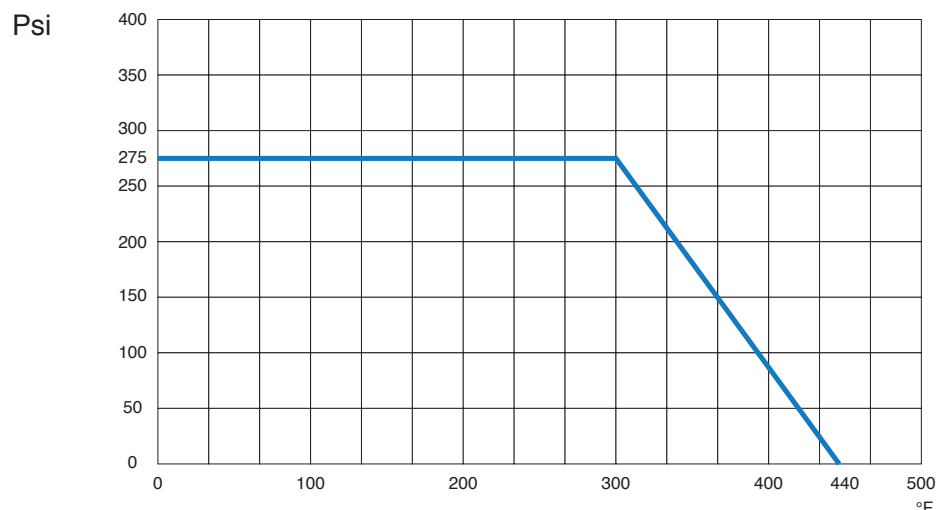
### ACTUATOR FEATURES

- Dual Voltages
- 24V AC/DC and 100-240V AC
- ISO 5211 dual patterns
- 75% Duty Cycle
- High-Strength, Die Cast Aluminum Powder Coated Housing
- Temperature Range -4°F to 131°F
- NEMA 4 Housing
- Two Auxiliary Switches Standard
- Torque limiter standard
- Heater & Thermostat
- 1/2" Conduit connections

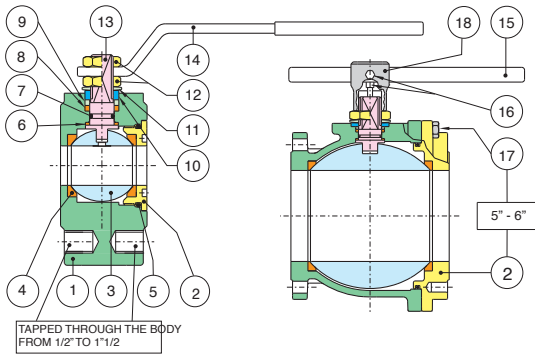
### VALVE FEATURES

- Stainless Steel, ANSI class 150 flanged
- Full port, sizes 1/2" to 6"
- Blow out proof stem
- Fire-safe approved with Antistatic stem device
- 25% carbon filled P.T.F.E ball seats.
- P.T.F.E. packing and thrust washer
- Space saving design
- 100% tested
- TUV T.A. Luft approved
- ANSI B16.34 design
- ISO 5211 mounting pad with double "D" stem
- Temperature range: -4° F to 450° F.

### PRESSURE - TEMPERATURE CHART FOR SERIES 720370



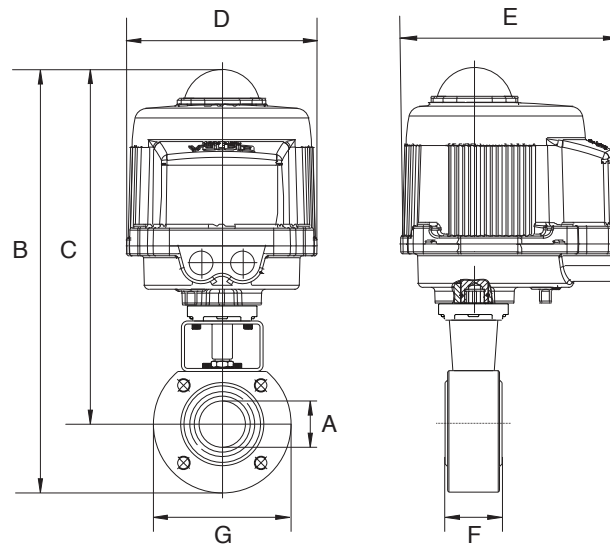
## BILL OF MATERIALS FOR 720370



N POS	PART NAME	MATERIAL	N PCS
1	BODY	A479-316/A351 CF8M	1
2	END CONNECTION	A479-316/A351 CF8M	1
3	BALL	A479-316/A351 CF8M	1
4	BALL SEATS	25% CARBON FILLED P.T.F.E.	2
5	O-RING	FKM (Viton®)	1
6	THRUST WASHER	P.T.F.E.	1
7	RING	FKM (Viton®)	1
8	STEM SEAL	GRAPHOIL	1
9	PACKING GLAND	STEEL	1
10	END STOP	AISI 430 (1/2" - 2") STEEL (2-1/2" - 6")	2 1

N POS	PART NAME	MATERIAL	N PCS
11	SPRING WASHER	STEEL	2
12	NUT	STEEL	2
13	STEM	AISI 304	1
14	HANDLE	STEEL	1
15	HANDLE DN 150-200	STEEL	1
16	SCREW	STEEL	2
17	SCREW	STEEL	8-12
18	BODY HANDLE DN150-200	CAST IRON	1
19	UNSCREWING GROWER	A182-F316	1

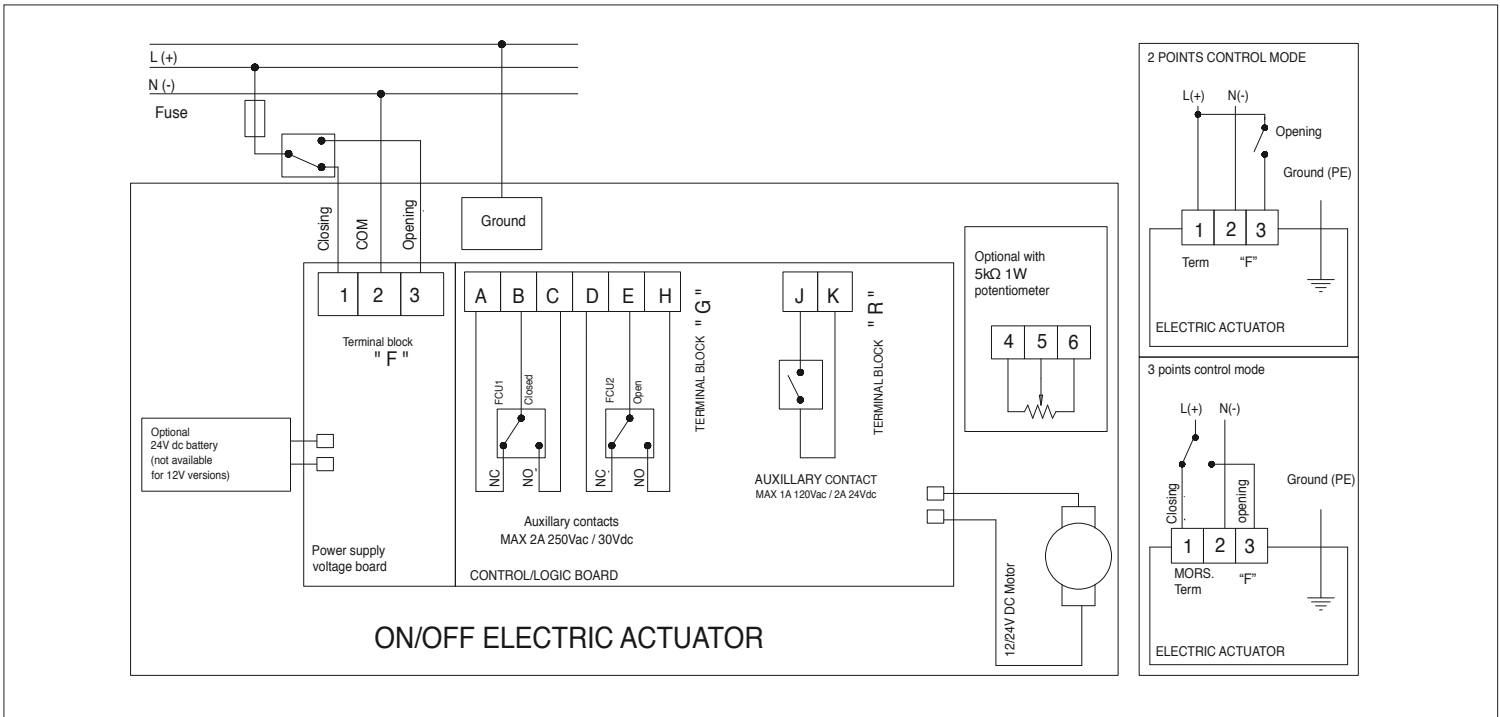
## DIMENSIONS



Size	1/2"	3/4"	1"	1-1/4"	1-1/2"	2"	2-1/2"	3"	4"	6"
<b>A</b>	.500	.750	1.00	1.25	1.50	2.00	2.50	3.00	4.00	6.00
<b>B</b>	11.39	11.72	12.43	12.70	14.59	15.22	19.14	19.94	21.63	25.20
<b>C</b>	9.90	10.09	10.50	10.67	12.12	14.47	15.83	16.31	17.30	18.92
<b>D</b>	6.34	6.34	6.34	6.34	6.93	6.93	10.63	10.63	10.63	10.63
<b>E</b>	7.36	7.36	7.36	7.36	7.76	7.76	10.47	10.47	10.47	10.47
<b>F</b>	1.37	1.57	1.81	2.12	2.51	3.22	4.05	4.80	5.98	7.71
<b>G</b>	3.54	3.93	4.33	5.11	5.51	5.90	6.88	7.48	8.66	9.84
<b>Act.</b>	VB030M	VB030M	VB030M	VB030M	VB060M	VB060M	VB110M	VB110M	VB190M	VB190M

# ON/OFF WIRING DIAGRAM - VB030M -VB190M

12V AC/DC, 24V AC/DC & 100-240VAC



# POSITIONER WIRING DIAGRAM - VB030M -VB190M

12V AC/DC, 24V AC/DC & 100-240VAC

