



JOB NAME:	CONTRACTOR:
JOB LOCATION:	APPROVAL:
ENGINEER:	CONTRACTOR P.O.:
APPROVAL:	REPRESENTATIVE:

EXM8E0620-00* - EXM8E0621-00* - EXM8E0622-00*
FNPT THREADED SOCKET WELD BUTT WELD

620LL DIRECT MOUNT, 3-PC, 2-WAY CARBON STEEL, FULL PORT BALL VALVE IN NPT, SW OR BUTT WELD W CSA APPROVED EXPLOSION PROOF METAL ELECTRIC ACTUATOR

SIZES 1/4" TO 4"

*002 24 AC/DC ON/OFF	*003 110V DC ON/OFF	*004 220V DC ON/OFF
*022 POSITIONER	*023 POSITIONER	*024 POSITIONER

SPECIFICATIONS

The Bonomi EXM8E0620-EXM8E0621-EXM8E0622 series features a complete ISO direct mount with square stem, full port 3-piece investment cast carbon steel ball valve, with TFM-1600 seats and a 1000 psi pressure rating. It also features a multiple V-ring style stem packing and Belleville washers for live loading. The valve is standardly furnished with a 316 Stainless steel ball and stem.

The heavy duty industrial EXM series electric actuator features a direct mount CSA certified NEMA 4X, 7, 8, and 9 housing, with 2 auxiliary switches, 1/2" conduit connections, built in thermal overload protection, heater & thermostat, clutch-less manual override, and a temperature range of -22F to 156F.

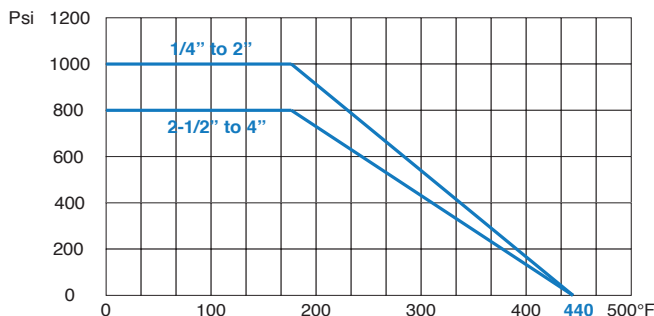
ACTUATOR FEATURES

- NEMA 4x, 7, 8 & 9 (CSA Approved)
- Enclosure conforms to IP68 with explosion-protected performance and 1/2" FNPT conduit connection
- Temperature range: -22°F to 158°F
- Clutch-less Manual Override
- Thermostatically controlled anti-condensation heater for working conditions
- Available in both ON/OFF (-00*) or 4~20 mA MODULATING (-02*)
- 30% Duty Cycle (ON/OFF) and 75% Duty Cycle (MODULATING)
- Continuous mechanical position indicator.
- Built-in thermal overload protection prevents motor burnout
- 2 auxiliary SPDT switches

VALVE FEATURES

- 3-piece WCB body
- Full port, sizes 1/4" to 4"
- ISO 5211 mounting pad w/ square stem
- Pressure rating 1/4" to 2" 1000 psi, 2-1/2" to 4" 800 psi - 150 psi steam
- Temperature range -4°F to +400°F
- Blow out proof stem, multi-layer V-ring adjustable stem packing
- TFM-1600 seats, P.T.F.E. packing and thrust washer

PRESSURE - TEMPERATURE CHART FOR SERIES 620LL/621LL/622LL



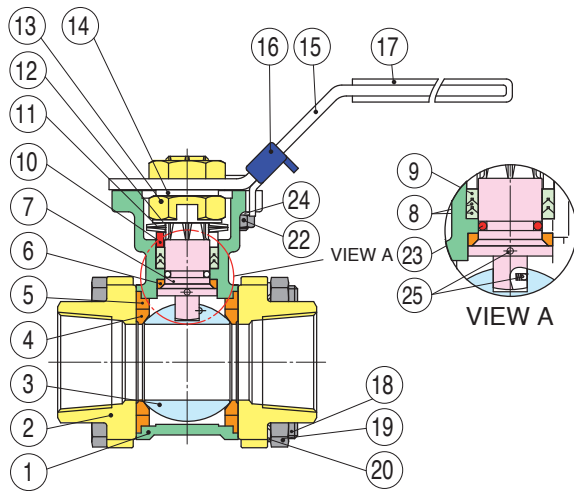
CSA APPROVALS

Class I, Division 1, Groups C, D, T4
 Class II, Division 1, Groups E, F, G T130°C
 Type 4x
 Ex db IIB T4 Gb (For Canada)

Class I, Zone 1, AEx db IIB T4 Gb (For US)
 Ex tb IIIC T130°C Db (For Canada)
 Zone 21, AEx tb IIIC T130°C Db (For US)
 IP68 (72h, 7m)



BILL OF MATERIALS FOR 620LL / 621LL / 622LL

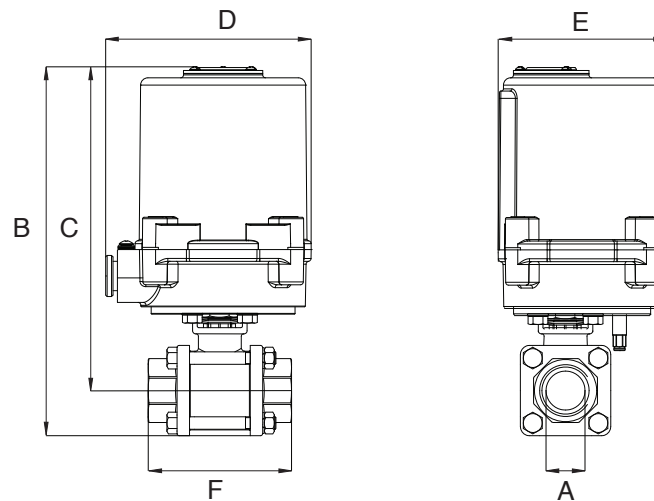


N POS	PART NAME	MATERIAL	N PCS
1	BODY	WCB	1
2	END CAP	WCB	2
3	BALL	SS316	1
4	SEAT	TFM-1600	2
5	JOIN GASKET	P.T.F.E.	2
6	STEM SEAL	R.T.F.E.	1
7	STEM	SS316	1
8	STEM PACKING	P.T.F.E.	1
9	STEM PACKING	25% FIBERGLASS + P.T.F.E.	*
10	GLAND	SS304	1
11	BELLEVILLE WASHER	SS304	2
12	LOCK SADDLE	SS304	1
13	STEM NUT	SS304	2

N POS	PART NAME	MATERIAL	N PCS
14	STEM WASHER	SS304	1
15	HANDLE	SS304	1
16	LOCKING DEVICE	SS304	1
17	HANDLE SLEEVE	VINYL	2
18	BOLT	SS304	*
19	BOLT NUT	SS304	*
20	BOLT WASHER	SS304	*
21	STOP PIN	SS304	1
22	PIN NUT	SS304	1
23	O-RING	VITON	1
24	WASHER	SS304	1
25	ANTI-STATIC DEVICE	SS316	1
26	SPRING	SS316	1

*VARIES WITH SIZE

DIMENSIONS



Size	A	B	C	D	E	F	ACT.
1/4"	.250	9.19	8.27	5.51	4.43	2.23	EAX035
3/8"	.375	9.19	8.27	5.51	4.43	2.23	EAX035
1/2"	.500	9.19	8.27	5.51	4.43	2.59	EAX035
3/4"	.750	9.50	8.50	5.51	4.43	3.00	EAX035
1"	1.00	9.95	8.84	5.51	4.43	3.39	EAX035
1-1/4"	1.25	10.31	8.95	5.51	4.43	4.05	EAX035
1-1/2"	1.50	14.36	12.81	5.39	4.45	4.70	EAX045
2"	2.00	14.97	13.11	5.39	4.45	5.17	EAX045
2-1/2"	2.50	19.65	17.35	8.46	17.80	6.46	EAX080
3"	3.00	20.42	17.70	8.46	17.80	7.19	EAX080
4"	4.00	22.05	18.29	8.46	17.80	9.28	EAX130

ON/OFF WIRING DIAGRAM

24V DC, 24V AC, 110V AC & 220VAC



POSITIONER WIRING DIAGRAM

24V DC, 24V AC, 110V AC & 220VAC

