

|               |                  |
|---------------|------------------|
| JOB NAME:     | CONTRACTOR:      |
| JOB LOCATION: | APPROVAL:        |
| ENGINEER:     | CONTRACTOR P.O.: |
| APPROVAL:     | REPRESENTATIVE:  |

## EXM8E68J401-00\*

**68J401 2-WAY API 608 STAINLESS STEEL, ANSI 600 FLANGED, SPLIT BODY STYLE, FULL PORT BALL VALVE W CSA APPROVED EXPLOSION PROOF METAL ELECTRIC ACTUATOR**

**SIZES 1/2" TO 2"**

|                      |                     |                     |
|----------------------|---------------------|---------------------|
| *002 24 AC/DC ON/OFF | *003 110V DC ON/OFF | *004 220V DC ON/OFF |
| *022 POSITIONER      | *023 POSITIONER     | *024 POSITIONER     |

### SPECIFICATIONS

The EXM8E68J401 Explosion Proof Electric actuated package features the 68J series stainless steel, Class 600 split body, full port ball valve designed and tested to API 608. The valve also meets ASME B16.34, B16.10 and B16.5. Further the 68J series ball valve is tested to API 598, and is firesafe design to API 607, 6FA, and ISO 10497. RPTFE seats are standard, with optional PEEK, PCTFE, VESPEL, and Metal to Metal. The heavy duty industrial EXM series electric actuator features a direct mount CSA certified NEMA 4X, 7, 8, and 9 housing, with 2 auxiliary switches, 1/2" conduit connections, built in thermal overload protection, heater & thermostat, clutch-less manual override, and a temperature range of -22°F to 156°F.

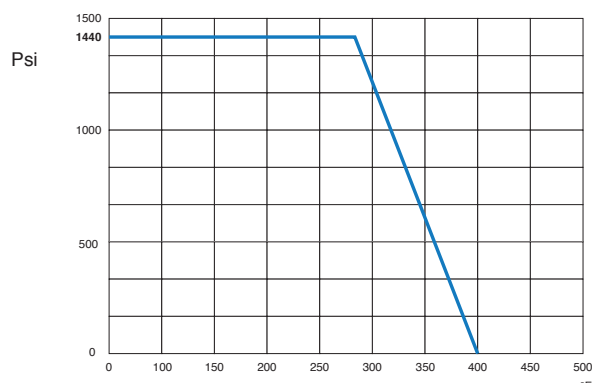
### ACTUATOR FEATURES

- NEMA 4x, 7, 8 & 9 (CSA Approved)
- Enclosure conforms to IP68 with explosion-protected performance and 1/2" FNPT conduit connection
- Temperature range: -22°F to 158°F
- Clutch-less Manual Override
- Thermostatically controlled anti-condensation heater for working conditions
- Available in both ON/OFF (-00\*) or 4~20 mA MODULATING (-02\*)
- 30% Duty Cycle (ON/OFF) and 75% Duty Cycle (MODULATING)
- Continuous mechanical position indicator.
- Built-in thermal overload protection prevents motor burnout
- 2 auxiliary SPDT switches

### VALVE FEATURES

- Stainless steel, ANSI class 600, flanged ball valve.
- Full port, Sizes 1/2" to 2"
- API 608, ASME B16.34, ASME B16.10, ASME B16.5, ASME B1.1 design.
- 100% tested according to API 598 standards.
- R.T.F.E seats, packing and thrust washer.
- Blow out proof stem, locking handle.
- Fire Safe design.
- Antistatic Device.
- ISO 5211 mounting pad with double "D" stem.
- Locking device.
- Temperature range -4°F to 366°F.

### PRESSURE - TEMPERATURE CHART FOR SERIES 68J401



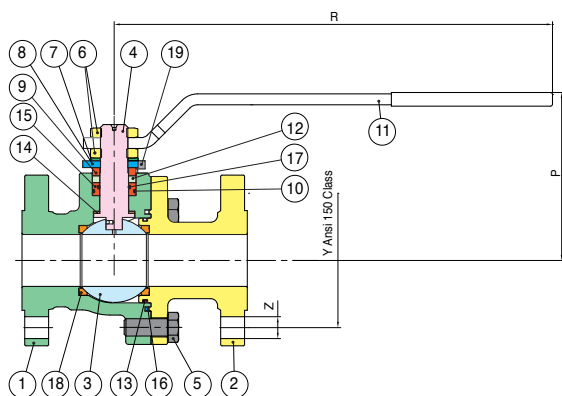
### CSA APPROVALS

Class I, Division 1, Groups C, D, T4  
Class II, Division 1, Groups E, F, G T130°C  
Type 4x  
Ex db IIB T4 Gb (For Canada)

Class I, Zone 1, AEx db IIB T4 Gb (For US)  
Ex tb IIIC T130°C Db (For Canada)  
Zone 21, AEx tb IIIC T130°C Db (For US)  
IP68 (72h, 7m)



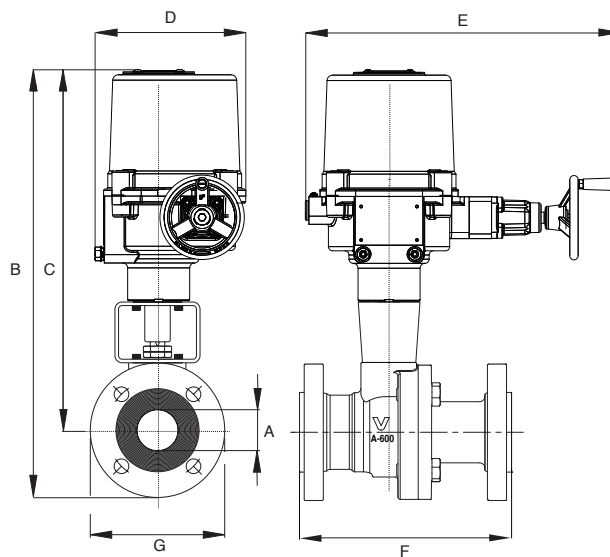
## BILL OF MATERIALS FOR 68J401



| N POS | PART NAME      | MATERIAL                       | N POS  |
|-------|----------------|--------------------------------|--------|
| 1     | BODY           | A351-CF8M                      | 1      |
| 2     | END CONNECTION | A351-CF8M                      | 1      |
| 3     | BALL           | A479-Tp316                     | 1      |
| 4     | STEM           | A564-Tp316<br>H115OD (17-4-PH) | 1      |
| 5     | SCREW          | A193 B8 Cl.2                   | 4-8-12 |
| 6     | NUT            | STAINLESS STEEL                | 2      |
| 7     | SPRING WASHER  | A182-F304                      | 2      |
| 8     | 90° STOP       | AISI 316                       | 1      |
| 9     | BUSH           | A479-Tp316L                    | 1      |
| 10    | O-RING         | FKM (Viton)                    | 1      |

| N POS | PART NAME     | MATERIAL    | N POS |
|-------|---------------|-------------|-------|
| 11    | HANDLE        | AISI 316    | 1     |
| 12    | STEM SEAL     | GRAPHITE    | 1     |
| 13    | O-RING        | FKM (Viton) | 1     |
| 14    | THRUST WASHER | R.P.T.F.E.  | 1     |
| 15    | O-RING BUSH   | A479-Tp316L | 1     |
| 16    | BODY SEAT     | GRAPHITE    | 1     |
| 17    | O-RING        | FKM (Viton) | 2     |
| 18    | BALL SEAT     | R.P.T.F.E.  | 2     |
| 19    | SCREW         | A2-70       | 1     |

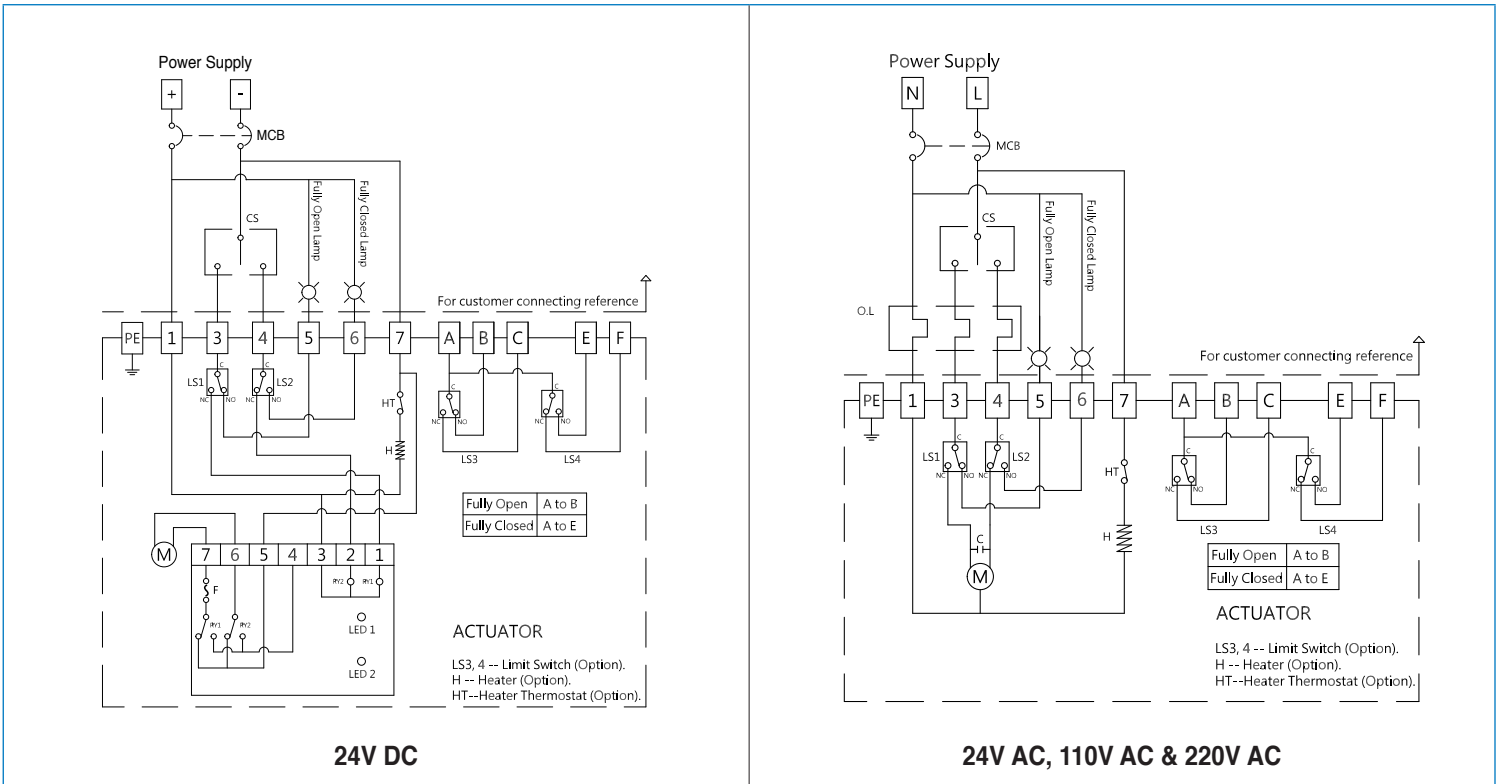
## DIMENSIONS



| Size   | A    | B     | C     | D    | E     | F    | G    | Act.   |
|--------|------|-------|-------|------|-------|------|------|--------|
| 1/2"   | 0.50 | 10.98 | 8.85  | 5.51 | 4.42  | 4.25 | 3.54 | EAX035 |
| 3/4"   | 0.75 | 11.46 | 9.02  | 5.51 | 4.42  | 4.61 | 3.94 | EAX035 |
| 1"     | 1.00 | 15.15 | 12.76 | 5.39 | 4.45  | 5.00 | 4.33 | EAX045 |
| 1-1/2" | 1.50 | 19.39 | 17.07 | 8.46 | 17.80 | 6.50 | 4.92 | EAX080 |
| 2"     | 2.00 | 20.50 | 17.41 | 8.46 | 17.8  | 7.01 | 5.91 | EAX130 |

## ON/OFF WIRING DIAGRAM

24V DC, 24V AC, 110V AC & 220VAC



## POSITIONER WIRING DIAGRAM

24V DC, 24V AC, 110V AC & 220VAC

